



YAMATO BONSAI KAI

“FRIENDSHIP THROUGH BONSAI”

Since 1968

Newsletter - February 2014



MESSAGE FROM THE BOARD

By **Tony Hayworth** (bonsaicho@comcast.net)

Hello Yamato Bonsai Club Members.

At last month's club meeting we announced a change to the format flow at our monthly meetings. Additionally we are bringing back Workshops on non-club meeting nights, introducing a new event called “Member Tree Makeover”, and Sensei Uchida will again provide for three special Demos where the results will be placed into the raffle at the end of the meeting. Here are the details.

Setup & Start Time – setup begins approx 7:15 PM, after the Taiko members are finished with their practice. We will strive to get started on time at 07:30PM.

Announcements – for the first 15 minutes, we will have announcements and cover important club business.

Coffee Time – Coffee and a social time, with member provided treats, will follow the announcements and business segment. To volunteer and bring treats to share, see the sign-up list later in this Newsletter.

Monthly Program – at 8PM we will proceed with the main program and other events of the evening.

- Members are welcome to refresh snack and coffee, but do it quietly.
- Remember to go to the back of the room (hallway or coffee room) and keep voice down if you feel the need to have extended chats.
- It's okay to take your conversation outside or into the lobby.

Workshops – we are resuming Workshops on three special nights.

- Saturday February 22nd, 5PM to 9:30 PM
- Saturday March 22nd, 5PM to 9:30 PM
- Saturday June 21st, 5PM to 9:30 PM

Sensei Special Demo – Sensei Uchida will continue the event started last year we call “*special demo*”. The resulting composition will be included in the club raffle at the end of the meeting. Don't miss these event!

Member Tree Makeover - via a “lucky draw” selection process, Sensei, Mike and Tony will do a “makeover demo”, with a member provided tree. Participation is by volunteer. Simply bring an appropriate tree (for the season).

Tree will be chosen by random draw from those trees present. Bring a pot or two and some fresh soil if you prefer. We'll take your quality material or pre-bonsai and give it a fresh look restart in one evening!! Who will be the lucky member at the February meeting?



SENSEI UCHIDA'S NOTES

By **Johnny Uchida**

Dear Member – let's have an exciting year together in bonsai. I would like to see you at the meetings and out in the bonsai community at shows seeking to develop your bonsai knowledge and making new friendships. After all, our motto is “Friendship through Bonsai”.

You should now be ready to get busy with the transplanting season. From now until the end of March, it's very safe for almost any type of tree. If you are new or unsure, come to the meeting and we can get your specific question answered.

It's not too early to think about a tree for the fall show. Select two or more trees that you would like to develop this year for the fall show. Have more than one tree, because you don't want all your eggs in one basket, do you?

For example, if you choose one tree, say a maple, and it looked very beautiful all season. Then at the last of September we have a hot spell and you were out of town for a day or two, and the tree got all burned up. No tree for the show. The moral of the story is, have a backup.

Thank You. See you at the February meeting.

AT THE NEXT CLUB MEETING...

On Tuesday, **February 18st** we will introduce a new demonstration segment called "Member Tree Makeover".

Bring a tree and it may get chosen for a makeover.

Tree will be chosen by random draw from trees present.

Discussion on soil compositions and other approaches for the transplanting season.

Raffle at end of meeting; bring donations if you like.

Bring a Tree for lecture & critique with Sensei, Mike & Tony.

Note: All Club Meetings start at 7:30 PM.

WORKSHOP – Saturday, February 22nd

- @ 05:00 – 9:30 PM at EJCC
- 1st of three hands on workshops with your trees.
- Bring bonsai (or pre-bonsai). No raw nursery stock please. Limit two trees. Remember to bring any materials you need (tools, turntable, wire, pot, hole screen, soil, top dressing, etc.), to complete your operation.
- We will figure out food from the attendance.
- Cost: \$20 – goes to club general fund.

Announcements

Refreshment Sign-up for 2014 (see page 6)

Interest in Tokonoma Tree – express it early to sensei or show committee members (Tony or Mike).

Any meeting is a "Show and Tell" opportunity. The goal is to get a tree ready for the Show in October

Your Support for Club functions throughout the year is necessary.

EJCC Annual Bazaar

- Dates will be put in the next NL

EJCC Landscape Cleanup days

- Saturday May 31th, 8AM to 1PM
- Saturday December 6th, 8AM to 1PM

Anyone wishing to contribute to the Newsletter by taking pictures at the monthly meetings, please do so and send to Tony by the 1st of the month.

2014 Membership Drive

The 2014 membership drive is now open and will conclude at the end of February. This will allow us to complete rosters, insurance forms, update distribution lists and complete the necessary Club housekeeping on this item.

Yamato membership annual dues are \$45 per household. At the back of this newsletter is a Form to collect any changes to your details for the roster, if you have any. Please complete and return the form if mailing your annual dues. If you joined Yamato at or after the October 2013 show, your membership is good for all of 2014.

After reviewing the form, if you have questions, just let me or any board member know.

2014 Fall Show and Exhibition

Mark your Calendars now – our 43rd Annual Fall Show will be held on the third weekend of October (18th & 19th October, 2014).

2014 Roster

Club bi-laws call for a roster to be published to the membership each year. For privacy, no addresses will be shared, only name and phone number. Many club members have asked for this in the past, therefore we plan to fulfill this requirement this year. **If you do NOT want your phone number to be included, please notify me by email by 28 February to "opt out".** The following is the planned format:

2014 Roster - Yamato Bonsai Kai			
LAST NAME	FIRST NAME	PHONE #	member since
Smith	Wilson	* opt out	1998
Yamamoto	Hideki	510-123-1234	1988
Hayworth	Tony	510-289-5731	1984





BONSAI BASIC

By Tony Hayworth

Rain. Yeah. Let's hope as we finish our Winter and move into Spring that we keep getting some needed rain.

When you have a tree and you put wire on it and place it in a bonsai pot, do you have a bonsai? My answer is "yes and no".

Pre-bonsai is the term we give material that is young and untrained. To be considered a true bonsai, the tree must have one of many specific shapes and be cared for in a distinct style. This can only be achieved through continuous care, pruning and shaping. Only then can a simple tree move from pre-bonsai to bonsai status.

Every bonsai tree that you work on should fit or conform to a specific style to be a bonsai. It is okay if you do not get there each time you work on your tree, but you should know these styles and shapes and strive towards classifying your trees into one of these.

Decide the Style

As you are selecting the tree you are most probably deciding the future style at the same time. It is natural to think during the selection of a tree that it would work with one or more styles. That is okay. Often in the operation of making a bonsai you will start off in one direction only to uncover the handsomeness of going in a different direction.

Perhaps you had a Chokkan style in mind and during the operation of assembling the bonsai you discover some characteristics that make you decide a Shakan style or Fukinagashi style is preferred. It is okay... go for it.

Try to visualize the finished style before you begin. You may even want to study the tree after you acquire it, slowly taking off branches over the course of several weeks or even months and years. This is of course your choice. It is important to look at as many pictures of mature bonsai as you can. You must develop your eye for the proper shape of a bonsai to achieve your desired style results. You can do it.

BONSAI STYLES

There are 5 typical (and classical) shapes for *individual tree* formations in bonsai. They are:



Chokkan - Formal Upright

The chokkan bonsai has a strong single, upright trunk that tapers toward the top. Branches are symmetrically balanced, uniform and well spaced.



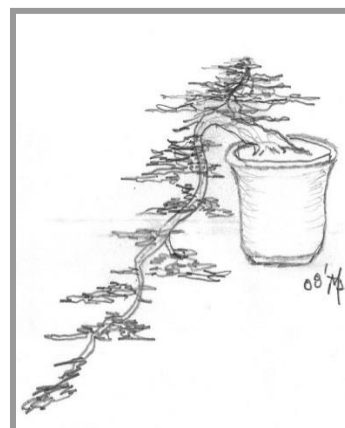
Moyogi - Curved Informal Upright

Moyogi bonsai have a single trunk like the chokkan, but the trunk is curved. The trunk generally tapers toward the top like the formal upright.



Shakan - Slanting

A single trunk upright, but cultivated with the trunk growing at an angle other than 90 degrees to the ground. Branches are again balanced and well-spaced. Somewhat like a windswept style except Shakan has branches growing in all directions.




Kengai - Cascade (or hanging style)

The trunk and branches hang down over the edge of the pot. Often has one branch as a crown place over the pot. If the main branch hangs drastically downward it is sometimes referred to as dai-kengai (or extreme cascade). Cascades are usually planted in deep pots to give balance to its form.



Han-Kengai - Semi-Cascade

Like the Kengai, the main branch cascades over the side of the pot, but moves outward and horizontally like a branch hanging over a cliff.



Netsuranari - Raft Style from Root, or Sinuous

Sinuous bonsai have multiple trees growing from a single sinuous root lying horizontally on the ground. 5-needle pines are commonly used for this style.

Trees with *several trunks*, and those known as *group plantings*, are as follows:




Sokan - Twin Trunk

This style has two trunks growing out of one root. One trunk is always thicker than the other.



Ikada - Raft Style

Similar in effect to netsuranari, but typically with one straight horizontal root joining the trees. Burying a larger tree horizontally and then training each branch as a separate tree usually accomplish this.



Sankan - Triple Trunk

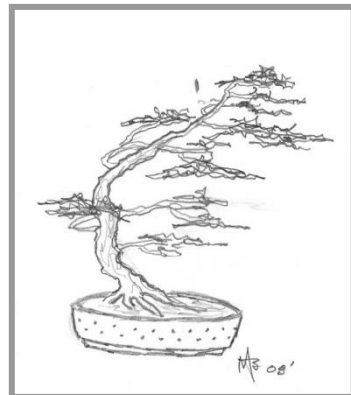
This style has three trunks growing out of one root. The trunks are all of different thickness.

Styles that are produced by *either single trees or in groups of trees* (or trunks) are:



Kabudachi - Clump

Style of bonsai where several trunks (more than three) grow out from one root source.



Fukinagashi - Windswept

Similar to the slanting style, but all of the branches are swept in one direction as though it were growing in a place with a strong constant prevailing wind.



Hokidachi - Broom

On an upright trunk the branches are fan-shaped upward and outward.




Bunjingi - Literati

Upright or informally upright trunk, bare of branches, except at the top. Characterized by a simple elegance.



roots are growing into soil that is attached to the rock by means of a slight hollow or some sort of depression or pocket in the rock.



Neagari - Exposed Root

Roots growing up out of the ground, suspending the trunk in the air characterize this rare style of bonsai.

Now save these pages and you have a complete list of all the bonsai styles that I know of. Do you know any additional styles? If so, let me know.

Remember... keep your eye on Bonsai.


Ask me if you have questions - Tony

Email bonsaicho@comcast.net
Phone 510-289-5731 evenings



Yoseue - Group Planting

A group planting of distinct separate trees, representing a grove, or forest.



Ishitsuki - Rock-Grown, or clinging to a rock style

There are two basic types of rock grown bonsai: 1) rock growing ON, where the roots are grasping the rock and growing around the rock down into the soil where the rock is protruding, or 2) rock growing IN, where the



ABOUT THE YAMATO BONSAI CLUB

The Yamato Bonsai Club has a long and distinguished history in the Bay Area. In 1968, the club was founded with six members including its first Sensei, Mr. Jimmy Inadomi from the Castro Valley area. Its second sensei was Mr. Juzaburo Furuzawa. Since 1976, the Yamato Bonsai Club has been under the guidance of Sensei John Uchida of Hayward.

The Yamato Bonsai Club meets each month at the Eden Japanese Community Center, in San Lorenzo, on the third Tuesday at 07:30 PM.

REFRESHMENTS

The club will have coffee at each meeting. We ask for member volunteers to supply the treats. Below is the list for this year with open positions. Please contact Sandy Barron or Tony Hayworth to add your name to the list. A minimum 3 volunteers each month to bring goodies and snacks of some kind is requested. Thank you.

January <ul style="list-style-type: none"> • Tony • Linda • Karth 	May <ul style="list-style-type: none"> • Alan M. • Denise • Steve 	September <ul style="list-style-type: none"> • Mike/Glenda • Jim Shurr • open
February <ul style="list-style-type: none"> • Carol • Gerry • Karth 	June <ul style="list-style-type: none"> • Karth • Brian • Howard 	October <ul style="list-style-type: none"> • Jack • open • open
March <ul style="list-style-type: none"> • Brad • Al S. • Mike/Glenda 	July <ul style="list-style-type: none"> • Linda • Donna • Vern 	November <ul style="list-style-type: none"> • D. Hacker • open • open
April <ul style="list-style-type: none"> • Carol • Diana • Howard 	August <ul style="list-style-type: none"> • Lucky • Carol • A. Hightower 	December <ul style="list-style-type: none"> • Sandy B • open • open

CELEBRATIONS THIS MONTH ...

A very "Happy Birthday" to:

- 4th – Kathy Baggett
- 4th – Tony Hayworth
- 9th – Vince Monasterio
- 20th – Dan Woodward
- 28th – Lu Bedard

Happy Anniversary and many more years to come:

None known this month

CONTACT US

If you need to mail anything to the club in general, please send to:

YAMATO BONSAI KAI
P. O. Box 770
Union City, CA 94587-0770

If there is anything you would like to contribute or comment on regarding the newsletter, contact Tony Hayworth, at bonsaicho@comcast.net

If you have moved, or changed your email address, please notify Yamato Bonsai Kai, so that we may update our contact and mailing list information. Thank you.

YAMATO BONSAI KAI – 2014 BOARD

President	Tony Hayworth	510-289-5731
Vice President	Mike Butler	510-917-3592
Secretary	Dennis Hacker	510-685-7273
Treasurer	Dave Barron	510-456-6799
Director 2013/14	Lucky Crist	510-276-4043
Director 2014/15	Alan Montgomery	510-278-8339
Advisor	Jack Ellis	925-455-5429

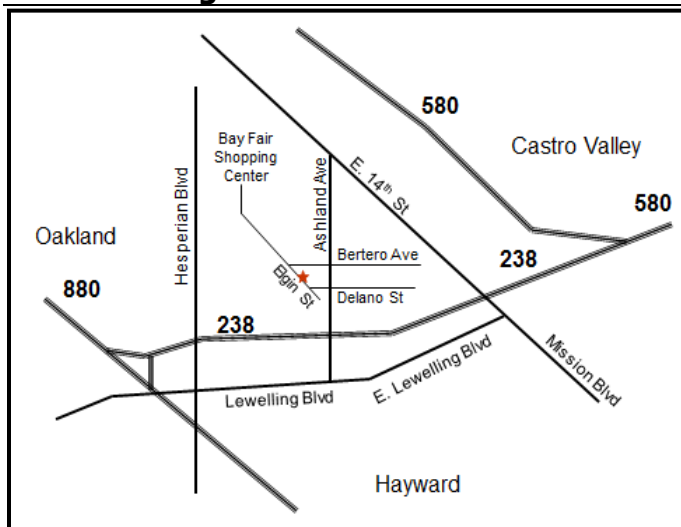
YAMATO CLASSIFIEDS

Notice: if you want to advertise something in this space, please contact the Newsletter Committee or Board Member.

Trees for Sale – I have many stock material, pre-bonsai and bonsai for sale. Please contact me early for best selection!!

Tony Hayworth
 Phone: 510-289-5841 or bonsaicho@comcast.net

Club Meeting Location



Yamato Bonsai Kai monthly meetings are held at the Eden Japanese Community Center.

Location Address: 710 Elgin Street San Lorenzo. CA.

YAMATO BONSAI KAI

– **2014 CALENDAR OF EVENTS** –
activities planned for this year

This area under construction	
Month	Date – Event Name
JAN	21 st – Club Meeting @ 7:30 PM
FEB	18 th – Club Meeting @ 7:30 PM 22 nd – Workshop @ 5:00 PM
MAR	18 th – Club Meeting @ 7:30 PM 22 nd – Workshop @ 5:00 PM

Notice Bonsai Sale

Hello Bonsai Enthusiasts. My name is Brent Ihli. I am the current President of the Napa Valley Bonsai Club. One of our members has decided to sell his collection of trees.

There are maples, olives, crab apple, redwood and pines. The trees are well established but need work and care. He has approximately 40 to 60 trees.

The sale date is March 1, 2014 from 10am to 3pm. the address is 2034 Spencer St. Napa. The sale will be rain or shine.

Any questions please contact

Brent Ihli 510-604-3223



GSBF CALENDAR OF EVENTS

For a complete list, please refer to the Golden State Bonsai Federation **Calendar of Events** at:

<http://www.gsbf-bonsai.org/events/>

2014 EVENTS

February 22-23, 2014, Oakland, California

GSBF Bonsai Garden at Lake Merritt: Mammoth Fundraiser – 2014 at the Lakeside Garden Center, 666 Bellevue Avenue. Saturday (Feb 22): Auction of fabulous bonsai 1PM-4PM with preview at 12 Noon. Sunday (Feb 23): Mammoth Plant Sale and a huge gathering of Vendors, 9AM-4PM. Round Robin Demonstrations noon to 3PM by Collection Curator, Kathy Shaner and Team. For general information email: www.bonsailakemerritt@gmail.com, website: www.gsbf-bonsai.org/lake-merritt/NewHome.htm or phone: Randi Keppeler 650-598-0127

February 25th, 2014, Sacramento, California

American Bonsai Association Sacramento (ABAS): Bjorn Bjorholm will be featured speaker at ABAS' monthly meeting. Bjorn has been studying under contemporary Japanese master Keiichi Fujikawa in Osaka, Japan since 2008 and he is also the co-founder and co-instructor of the Fujikawa International School of Bonsai. ABAS welcomes the public to attend this event free of charge on Tues, Feb 25th, at 7 PM at Shepard Garden and Arts Center, 3330 McKinley Blvd. Bjorn's visit is made possible in part through a GSBF grant.

March 8 – 9, 2014 Oakland, California

Bay Area Bonsai Associates: 33rd Annual Bonsai Exhibition at the Lakeside Park Garden Center, 666 Bellevue Avenue. Show hours are Saturday 5 – 9 PM and Sunday 10 AM – 4 PM. Demonstration by satsuki bonsai master Shuisho Nakayama from Japan (co-sponsor by North American Satsuki Bonsai Center) starts at 6:30 PM Saturday, followed by a raffle of the demonstration tree. Continuous plant sale including bonsai related items (pots, tools, soils, wires, books, etc.) both days. Admission is free. Parking fee to the Lakeside Park entrance is required during the park hours. For more information, please contact Bob Gould at (925) 935-1914.

March 15, 2014, Sacramento, California

American Bonsai Association, Sacramento: Annual Bus Trip departs The Sacramento Garden & Arts Center, 3330 McKinley Blvd., at 7:30AM and returns at 6:30PM. Five stops are planned in the Santa Rosa and Sebastapol areas: the private collection of Frank and Barbara Bardella, Lone Pine Gardens Nursery, Momiji Maple Nursery, California Carnivores, and West Country Oasis Bamboo Garden. The \$35 fee includes donuts, coffee and water enroute to the area, with a raffle, complimentary drinks (water, sodas, beer, wine) and chips on the return trip. Bring a lunch. This trip is open to the general public. For reservations make checks payable to ABAS c/o Renee Seely, 1636 Vallarta Circle Sacramento, CA 95864. For information phone: (916) 929-2106, e-mail breadcrust@comcast.net or visit our website at <http://abasbonsai.org>

March 19 – 23, 2014 San Mateo, California

Bonsai Society of San Francisco: Annual Bonsai Exhibit at the San Francisco Flower and Garden Show, San Mateo County Event Center, 1346 Saratoga Drive. Hours: Wednesday – Saturday 10 AM – 7 PM, Sunday 10 AM – 6 PM. There will be demonstrations and trees for sale. For more information about the club, visit our website: www.bssf.org. For group and early bird ticket information to the Flower and Garden Show, visit <http://sfgardenshow.com>.

March 22 – 23, 2014 Santa Cruz, California

Santa Cruz Bonsai Kai: 26th Annual Show at the Museum of Art & History, 705 Front Street. 10 AM – 5 PM with a demonstration at 2 PM by John Thompson both days. Raffle drawing for demonstration tree after demo each day. Trees especially prepared, trimmed and wired by club members will be part of the raffle each day. Sales area will include both vendor and member trees, pots and other related bonsai items. Admission price includes entry to bonsai show, the Museum of Art & History and complimentary coffee, tea and cookies. For more information contact Ed Lambing at edinbonnydoon@sbcglobal.net.

April 12 – 13, 2014 Fresno, California

Fresno Bonsai Society: Spring Blossom Festival and Annual Bonsai Exhibit, Shinzen Friendship Garden at Woodward Park, 7775 Friant Road. Gates open 10 AM to 4 PM. Bonsai will be displayed in a beautiful outdoor setting amidst the spring blossoms, koi ponds and wild peacocks. Local artists, including bonsai potters will display. Very large plant sale. Japanese cultural events including koto drummers, tea ceremony and continuous bonsai demonstrations. Contact Ralph Schroeder at ralsch@sbcglobal.net.

April 12 – 13, 2014, Sacramento, California

American Bonsai Association of Sacramento (ABAS): Annual Spring Show will be held at the Shepherd Garden and Arts Center, 3330 McKinley Blvd. Hours: Saturday 10 AM – 5 PM and Sunday 10 AM – 4 PM; demonstration both days by Kathy Shaner at 1PM. For further information email Paul Holtzen at pbholtzen@sbcglobal.net.

April 26 – 27, 2014, Modesto California

Modesto Bonsai: 33th Annual Spring Show at Park Inn by Radisson – 1720 Sisk Road. Hours: Saturday 11 AM – 5 PM; and Sunday 11 AM – 4 PM with demonstrations both days at 2 PM by Sam Adina. Raffles, Auctions, Exhibit, and Sales of plants, pots, tools. Free Admission. For more information visit ModestoBonsai.com.

April 26 – 27, 2014, Palo Alto, California

Kusamura Bonsai Club: 54th Annual Show. Location is Lucie Stern Community Center, 1305 Middlefield Road, Palo Alto, CA 94301. Show hours are Saturday, Noon-5PM and Sunday, 11AM-5PM. Demonstration each day at 1:00PM, with special guest demonstrator Saturday. Club member sales available. For more information contact Mark O'Brien at 650.327.0450, mobrientrees@hotmail.com. Please see www.kusamurabonsai.org for more details.

May 3 – 4, 2014, Sacramento, California

Sacramento Bonsai Club: 68th Annual Bonsai Show at the Sacramento Buddhist Church, 2401 Riverside Blvd. Noon – 5 PM Saturday and 11 AM – 4 PM Sunday with demonstrations on both days at 2 PM by Sam Adina. Benefit drawings, Plant & tree sales. For more information, contact Lucy Sakaishi-Judd at juddbonsai@att.net or visit <http://sacramentobonsaiclub.com/>.

May 3 – 4, 2014, San Jose, California

San Jose Betsuin Bonsai Club: 44th Annual Bonsai Exhibition and Demonstration at the San Jose Buddhist Church Betsuin, 640 North Fifth Street. Noon – 5 PM Saturday and 11 AM – 4 PM Sunday with demonstrations on both days at 1 PM by “Mr. California Juniper” Harry Hirao. Styled and pre-styled trees will be offered for sale on both days. For more information, contact Ken Azuma at kennethazuma@sbcglobal.net or visit www.gsbf-bonsai.org/sjbonsai/.

May 4, 2014, Watsonville, California

Watsonville Bonsai Club: 41st Annual Bonsai Exhibit at the Watsonville Buddhist Temple, 423 Bridge St. Over 50 outstanding bonsai, large and small, young and old, will be on display from 10 AM to 4 PM. An afternoon demonstration by award winning Bonsai Master Katsumi Kinoshita will be held at 1:30 PM. A raffle of bonsai items, plants and the demo tree will follow. Tea & cookies will be served. Plenty of parking for vehicles of all sizes. Even for group outings. A vendor will be available to sate your plant appetite for bonsai or otherwise. For more information please call Don White, 831-724-9283 or E-mail: whiteslib@aol.com.

May 17 – 18, Sacramento, California.

Satsuki Aikokai Association of Sacramento: Annual show of flowering satsuki azalea bonsai at Shepard Garden Center, 3330 McKinley Blvd. Hours are Saturday 10 AM – 5PM, and 10 AM – 4PM, with demonstrations at 1 PM on both days. Satsuki information booth, vendors, raffles, etc. For more information contact; Ronn Pigram (916) 428-8505 or satsukiaikokaisac@sbcglobal.net.



YAMATO BONSAI KAI

— MEMBERSHIP REQUEST FORM —

Date of Request:	(mm / dd / yr)
Membership Year:	20____
Request Type:	<input type="checkbox"/> Renewal <input type="checkbox"/> New
Email ID:	(required to receive the club newsletter)
First Name(s):	
Last Name:	
* Address:	
* Phone:	
** Birthday mm/dd:	(optional - only for newsletter congratulatory message)
** Anniversary mm/dd:	(optional - only for newsletter congratulatory message) Note: enter spouse name if not entered above in membership request

Membership Request

Instructions

Enter appropriate information in the provided form. Return this request form and payment in person to the club Treasurer at the next club meeting or return by mail to:

YAMATO BONSAI KAI
P. O. Box 770
Union City, CA 94587-0770

To continue your membership and to receive the newsletter uninterrupted, please respond with this membership request form by 28 February. Make checks payable to "Yamato Bonsai Kai".

Notes

Annual Membership: \$45 (same household)

Email = Required for Newsletter distribution

*** Address, Phone** = is only required on New Requests or if you have changed your details in the last year

**** = Birthday & Anniversary** = Optional. Used only for newsletter congratulatory announcement

YAMATO BONSAI KAI

P. O. Box 770

Union City, CA 94587-0770

Return Service Requested

Attention Postmaster:

Dated Material – Please Expedite